


Crescent Moon Pillow

15" square pillow



Mystical
LAND

Fabric by Maureen Cracknell

MISTER D●MESTIC

Fabric

Lunar Illusion (2 options)

- Fat Quarter

Astral Rain (2 options)

- Fat Quarter

*Prints from Mystical Land
by Maureen Cracknell.*

Crystal/Potion



Sewing

Using a 1/4" seam allowance, stitch up the pieces in the order represented in each diagram. Press seams as you prefer before progressing.

Flame/Cluster



Cut List


Lunar Illusion

- Cut three 3" x 16" horizontal strips centering the moon on the mid line
- Subcut sixteen 3" squares centering the moon on the vertical mid-line


Astral Rain

- Cut seven 1.5" x 22" strips
- Subcut twenty 3" strips
- Subcut 16" strips (accounting for human error in sewing the 1/4" seam allowances, these strips are intentionally longer than the required 15.5" and should be trimmed once the pillow front is assembled)

One



Two



Terms & Conditions

- When posting images online, use the hashtag #CrescentMoonPillow & #AGFMysticalLand.
- Contact Info: Blog - misterdomestic.net, Instagram/Facebook/YouTube - @MisterDomestic, email - misterdomestic@outlook.com